






## LEGEND

-  = 3-1/4" B.L.M. brass capped monument in good condition, stamped as shown, recovered flush with ground this survey.
-  = 3-1/4" D&O/G.A.A.B brass capped monument in good condition, stamped as shown, recovered flush with ground this survey.
-  = 2" Brass cap monument on 2" x 30" galvanized iron pipe, stamped as shown, set 24" in ground this survey.
-  = 2" Brass cap reference monument on 2" x 30" galvanized iron pipe, stamped as shown, set 24" in ground this survey.
-  = 2" Brass cap reference monument on 1-1/2" x 30" galvanized iron pipe, stamped as shown, set 24" in ground this survey.

All other corners set are 5/8" x 30" rebar - 28" in ground to be set on or before October 1978.

## NOTES

1. Areas shown hereon are calculated within lot lines.
2. The entire area of Loma Estates Subdivision is presently zoned "Unrestricted".
3. This subdivision is not presently served by public water supply and/or sewage disposal facilities as none exist in the immediate vicinity.
4. Access to this subdivision during certain months may be achieved only by 4-wheel drive vehicles.